

Scaled data based on original data using
LM-79-08 Approved Method: Electrical and Photometric Measurements of Solid-
State Lighting Products

Test Report Prepared for
Cooper Lighting Solutions
(formerly Eaton)

Brand: INVUE

Report Number: P401470

Luminaire Tested: **ENV-SA1D-735-U-SL3**

Issue Date: 5/20/2020

Test Information

Test Method: LM-79-08
Report Number: P401470
TEST IS SCALED FROM IESNA LM-79-08 TEST DATA (G1-2004-754-3)
Test Lab: INNOVATION CENTER
Issue Date: 5/20/2020
Manufacturer: COOPER LIGHTING SOLUTIONS (FORMERLY EATON)
Product Line: INVUE
Catalog Number: ENV-SA1D-735-U-SL3
Description: ENTRI LED LUMINAIRE
(1) 70 CRI, 3500K, 800mA LIGHTSQUARE WITH 16 LEDS AND TYPE III SPILL
LIGHT ELIMINATOR OPTICS
Light Source: -
Ballast/Driver: ELECTRONIC DRIVER

Summary

Lumens per Lamp: N/A
Luminaire Lumens: 5203 lumens
Efficiency: N/A
Efficacy: 120.7 lumens/watt
Luminous Opening: Rectangular (W 0.5' x L: 0.5' x H: 0')
IES Classification: Type III - Medium - Non-Cutoff
BUG Rating: B1 - U0 - G2

Input Watts (W): 43.1
Input Voltage (V): NR
Input Current (Ain): NR
Voltage Rise (V): NR
Power Factor: NR
Total Harmonic Distortion (THDi): NR
Frequency (hertz): 60
Stabilization Time: NR
Operation Time: NR
Ambient Temperature (°C): NR
Test Distance: 25 FT

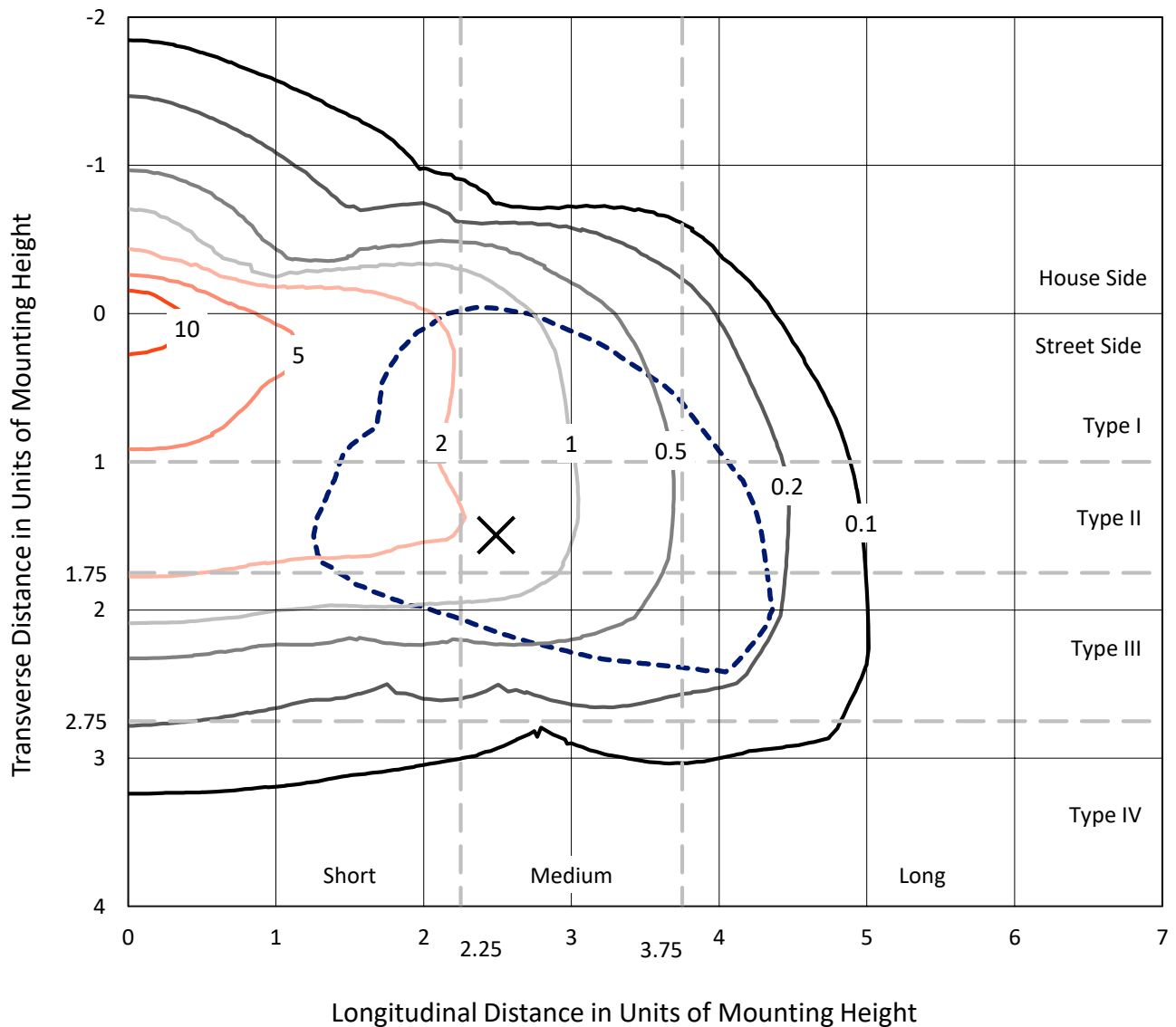


REPORT NUMBER: P401470

CATALOG NUMBER: ENV-SA1D-735-U-SL3

Iso-Footcandle Lines of Horizontal Illumination

× Max cd
 - - - 1/2 Max cd

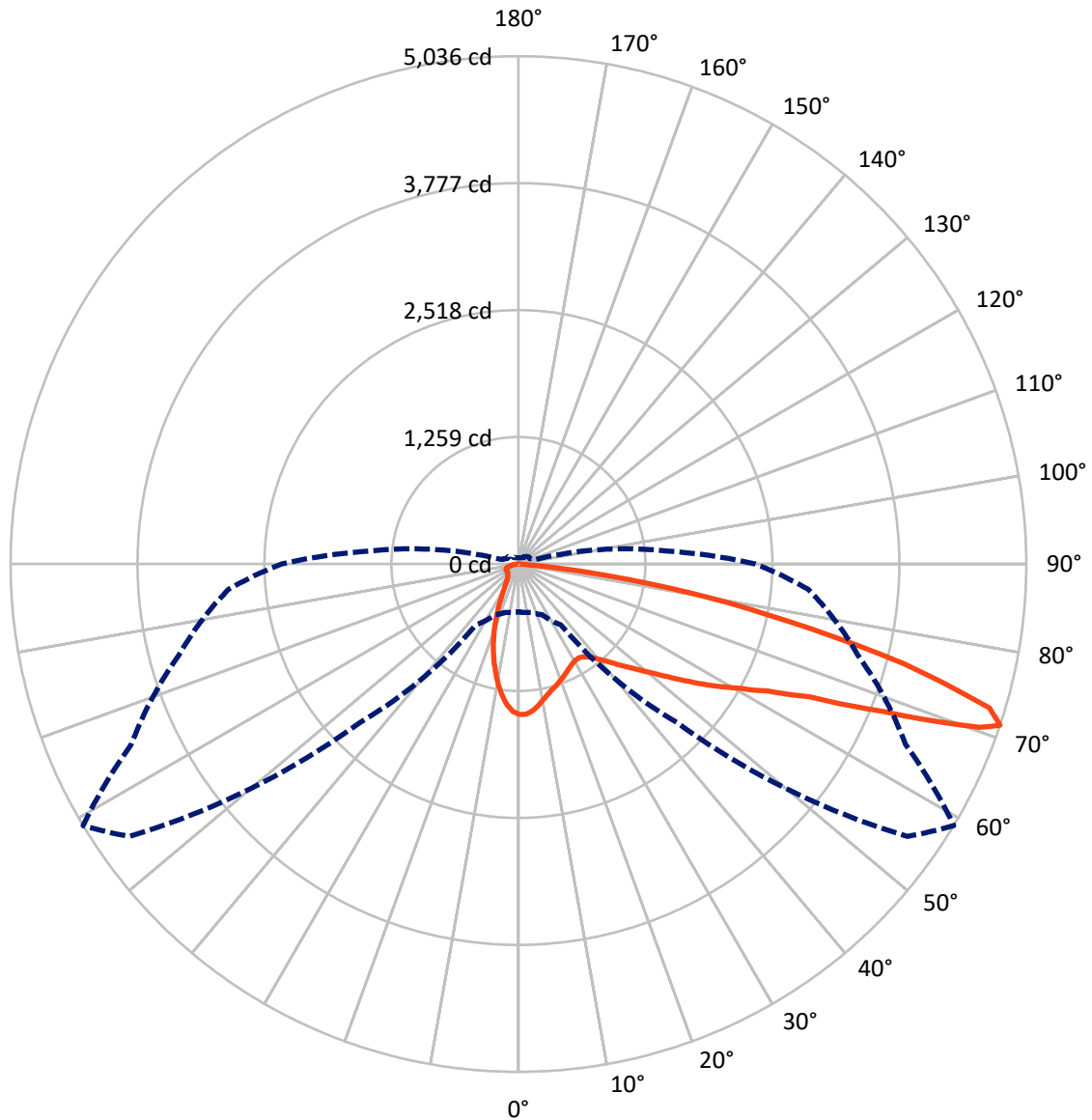


Based on 10 foot mounting height. Maximum calculated value = 14.9 fc
 Type III - Medium - Non-Cutoff

REPORT NUMBER: P401470

CATALOG NUMBER: ENV-SA1D-735-U-SL3

Luminous Intensity Polar Plot



— Vertical Plane Through 59-Deg Lateral - - - Horizontal Cone Through 71-Deg Vertical

REPORT NUMBER: P401470

CATALOG NUMBER: ENV-SA1D-735-U-SL3

FLUX DISTRIBUTION:

		Downward	Upward	Total
House Side	Lumens	883.1	0.0	883.1
	% Fixture	17.0	0.0	17.0
Street Side	Lumens	4319.9	0.0	4319.9
	% Fixture	83.0	0.0	83.0
Total	Lumens	5203.0	0.0	5203.0
	% Fixture	100.0	0.0	100.0

Coefficient of Utilization

ZONAL LUMENS:

Zone	Lumens	% Fixture
0°-10°	129.0	2.5
10°-20°	289.8	5.6
20°-30°	368.3	7.1
30°-40°	470.8	9.0
40°-50°	653.3	12.6
50°-60°	967.3	18.6
60°-70°	1307.4	25.1
70°-80°	927.1	17.8
80°-90°	90.1	1.7
90°-100°	0.0	0.0
100°-110°	0.0	0.0
110°-120°	0.0	0.0
120°-130°	0.0	0.0
130°-140°	0.0	0.0
140°-150°	0.0	0.0
150°-160°	0.0	0.0
160°-170°	0.0	0.0
170°-180°	0.0	0.0
0°-90°	5203.0	100.0
0°-180°	5203.0	100.0



REPORT NUMBER: P401470

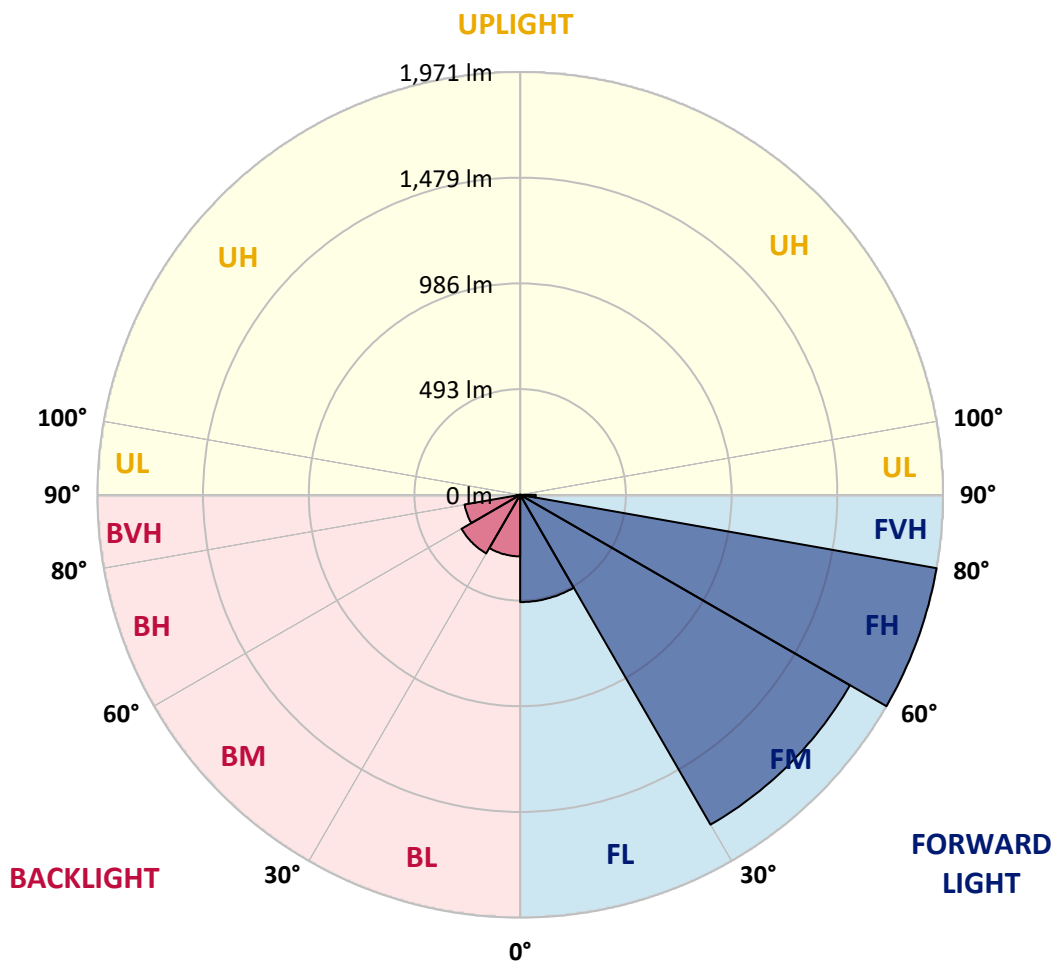
CATALOG NUMBER: ENV-SA1D-735-U-SL3

LUMINAIRE CLASSIFICATION SYSTEM LUMEN TABLE AND BUG RATING:

Zone		Lumens	% Fixture	Zone Rating/Lumen Limit		
				B	U	G
FL	(0°-30°)	500.1	9.6			
FM	(30°-60°)	1775.6	34.1			
FH	(60°-80°)	1971.4	37.9			G2/5000
FVH	(80°-90°)	72.9	1.4			G1/100
BL	(0°-30°)	286.9	5.5	B1/500		
BM	(30°-60°)	315.8	6.1	B1/1000		
BH	(60°-80°)	263.2	5.1	B1/500		G1/500
BVH	(80°-90°)	17.2	0.3			G1/100
UL	(90°-100°)	0.0	0.0		U0/0	
UH	(100°-180°)	0.0	0.0		U0/0	

BUG Rating: B1-U0-G2

Type III Medium





REPORT NUMBER: P401470

CATALOG NUMBER: ENV-SA1D-735-U-SL3

CANDELA DISTRIBUTION (FULL):

	0°	5°	15°	25°	35°	45°	55°	59°	65°	75°	85°
0°	1492.7	1492.7	1492.7	1492.7	1492.7	1492.7	1492.7	1492.7	1492.7	1492.7	1492.7
2.5°	1479.9	1485.2	1487.5	1491.2	1491.2	1492.7	1491.2	1490.5	1493.5	1490.5	1482.2
5°	1414.3	1416.6	1423.4	1430.9	1438.4	1454.3	1458.8	1461.8	1468.6	1470.1	1461.8
7.5°	1325.4	1333.7	1342.7	1352.5	1368.3	1390.2	1409.0	1416.6	1429.4	1436.9	1424.9
10°	1250.0	1254.5	1259.0	1276.4	1301.2	1331.4	1351.0	1365.3	1385.7	1395.5	1384.2
12.5°	1174.6	1178.4	1187.4	1210.8	1236.4	1272.6	1308.0	1319.3	1343.5	1363.1	1354.0
15°	1116.5	1116.5	1123.3	1148.9	1176.1	1224.3	1265.8	1283.1	1313.3	1341.2	1329.9
17.5°	1065.3	1067.5	1072.1	1088.6	1126.3	1176.8	1229.6	1251.5	1289.2	1325.4	1310.3
20°	1036.6	1035.1	1038.1	1046.4	1076.6	1130.1	1193.4	1219.1	1265.8	1315.6	1291.4
22.5°	1026.8	1025.3	1023.0	1022.3	1041.9	1087.1	1155.0	1186.6	1244.7	1310.3	1274.1
25°	1034.4	1034.4	1027.6	1014.8	1023.8	1054.7	1120.3	1154.2	1221.3	1306.5	1258.3
27.5°	1054.7	1054.7	1044.9	1028.3	1024.6	1038.1	1090.1	1126.3	1201.7	1308.8	1245.4
30°	1082.6	1081.9	1072.1	1057.7	1046.4	1041.9	1075.8	1109.0	1188.2	1318.6	1239.4
32.5°	1114.3	1112.8	1108.2	1098.4	1084.9	1065.3	1077.3	1106.7	1185.1	1335.9	1240.2
35°	1152.0	1149.7	1152.0	1146.7	1133.9	1112.8	1105.2	1128.6	1200.2	1368.3	1253.0
37.5°	1185.1	1183.6	1194.9	1198.0	1194.9	1167.0	1157.2	1172.3	1235.6	1419.6	1279.4
40°	1213.0	1214.5	1234.9	1256.8	1261.3	1237.2	1230.4	1243.2	1292.9	1482.2	1326.9
42.5°	1243.9	1248.5	1278.6	1317.8	1332.9	1317.1	1320.8	1329.9	1365.3	1567.4	1395.5
45°	1274.1	1283.9	1325.4	1375.9	1414.3	1414.3	1427.1	1436.2	1458.8	1674.4	1495.7
47.5°	1326.9	1333.7	1378.9	1440.0	1498.8	1517.6	1553.0	1550.0	1567.4	1792.0	1613.4
50°	1395.5	1406.8	1452.8	1516.1	1590.7	1644.3	1685.0	1691.0	1697.8	1912.7	1752.8
52.5°	1490.5	1504.0	1541.7	1600.5	1688.7	1776.2	1862.1	1858.4	1849.3	2043.8	1912.7
55°	1586.2	1600.5	1636.0	1683.5	1787.5	1921.7	2061.9	2056.6	2015.2	2178.0	2060.4
57.5°	1683.5	1695.5	1732.5	1773.9	1896.8	2093.6	2273.0	2276.8	2191.6	2327.3	2206.7
60°	1724.2	1742.3	1833.5	1913.4	2067.2	2284.3	2488.6	2498.4	2374.8	2478.1	2368.0
62.5°	1540.2	1562.1	1712.9	1928.5	2300.9	2652.2	2769.1	2775.1	2595.7	2644.7	2544.4
65°	1139.9	1139.1	1295.2	1617.9	2254.2	3146.0	3268.9	3173.9	2870.1	2865.6	2777.4
67.5°	652.9	672.5	722.2	965.0	1717.4	3237.3	4158.5	3910.5	3356.4	3209.4	3088.0
70°	526.2	521.7	536.8	601.6	936.3	2662.0	4738.3	4851.4	4047.0	3489.8	3017.9
71°	474.2	481.0	496.1	554.9	738.8	2221.0	4709.6	5036.1	4235.4	3482.3	2884.4
72.5°	407.9	409.4	444.0	513.4	606.9	1566.6	4354.5	4883.8	4433.0	3383.5	2688.4
75°	277.4	281.2	335.5	413.1	554.1	744.1	3115.9	3950.5	4034.9	3161.9	2220.2
77.5°	159.1	162.1	201.3	302.3	471.9	524.7	1912.7	2729.9	2901.0	2312.2	1190.4
80°	82.2	85.9	111.6	190.7	360.4	424.4	1096.9	1716.6	1650.3	799.1	275.9
82.5°	21.9	24.9	32.4	68.6	174.2	276.7	486.3	710.2	507.4	165.9	100.3
85°	0.0	0.0	0.0	0.8	1.5	38.4	102.5	127.4	70.9	32.4	27.1
87.5°	0.0	0.0	0.0	0.0	0.8	1.5	1.5	1.5	1.5	2.3	3.0
90°	0.0	0.0	0.0	0.0	0.0	0.0	0.0	0.0	0.0	0.0	0.0



REPORT NUMBER: P401470

CATALOG NUMBER: ENV-SA1D-735-U-SL3

CANDELA DISTRIBUTION (continued):

	90°	95°	105°	115°	125°	135°	145°	155°	165°	175°	180°
0°	1492.7	1492.7	1492.7	1492.7	1492.7	1492.7	1492.7	1492.7	1492.7	1492.7	1492.7
2.5°	1480.7	1480.7	1476.1	1469.4	1461.8	1444.5	1447.5	1433.9	1435.4	1433.9	1433.9
5°	1455.0	1450.5	1439.2	1418.1	1394.7	1363.8	1359.3	1334.4	1320.1	1315.6	1320.8
7.5°	1419.6	1406.8	1378.1	1341.2	1296.7	1256.8	1219.8	1186.6	1161.8	1151.2	1146.7
10°	1372.9	1357.0	1310.3	1245.4	1184.4	1121.8	1063.8	1026.1	976.3	961.2	956.7
12.5°	1334.4	1307.3	1237.2	1146.7	1051.7	968.8	890.4	811.2	763.7	729.8	724.5
15°	1301.2	1262.8	1162.5	1045.7	927.3	812.7	706.4	600.1	533.0	504.4	484.0
17.5°	1271.8	1222.1	1087.9	936.3	790.1	638.6	508.9	407.1	364.9	343.0	343.8
20°	1241.7	1178.4	1010.2	827.0	654.4	486.3	359.6	312.1	291.0	286.5	284.2
22.5°	1213.0	1128.6	928.1	719.2	515.7	357.4	289.5	266.1	260.9	260.9	260.9
25°	1180.6	1078.1	845.1	609.2	390.5	282.0	248.8	240.5	242.0	245.0	245.8
27.5°	1154.2	1034.4	763.0	481.7	303.1	239.7	222.4	220.9	226.9	233.7	233.7
30°	1130.9	994.4	674.0	376.2	241.2	210.3	204.3	206.6	212.6	218.6	220.9
32.5°	1115.0	958.2	594.1	292.5	205.8	190.0	188.5	191.5	197.5	200.5	202.8
35°	1108.2	931.8	508.1	236.0	183.2	174.9	174.2	176.4	179.4	180.2	179.4
37.5°	1115.8	913.7	419.9	199.8	168.9	164.4	163.6	163.6	163.6	164.4	163.6
40°	1137.6	906.9	340.8	176.4	159.8	156.1	153.8	151.5	150.0	150.0	149.3
42.5°	1183.6	917.5	273.7	162.8	153.0	148.5	144.0	141.0	138.7	138.0	138.0
45°	1257.5	946.9	227.7	153.8	147.0	140.2	134.9	131.9	129.7	130.4	129.7
47.5°	1359.3	995.9	201.3	147.8	141.0	131.9	126.7	123.6	122.9	125.1	125.9
50°	1474.6	1065.3	185.5	143.2	136.5	125.1	119.1	116.9	117.6	122.1	122.9
52.5°	1610.3	1155.0	178.7	140.2	132.7	119.1	113.8	111.6	113.1	118.4	119.1
55°	1756.6	1257.5	188.5	141.7	128.9	115.3	109.3	106.3	108.6	113.1	113.8
57.5°	1905.1	1384.2	221.6	142.5	124.4	112.3	104.8	100.3	101.8	105.5	106.3
60°	2055.1	1510.1	278.9	143.2	122.9	109.3	101.0	94.2	95.0	97.3	98.0
62.5°	2231.6	1669.9	354.3	146.3	124.4	107.1	94.2	86.7	86.7	88.2	88.2
65°	2499.2	1908.1	404.1	144.7	128.2	104.8	87.5	79.9	79.2	79.9	79.9
67.5°	2691.4	1939.8	282.0	136.5	130.4	105.5	83.7	73.9	72.4	71.6	71.6
70°	2487.9	1632.2	186.2	128.9	126.7	107.1	80.7	70.1	67.1	64.8	64.1
71°	2346.9	1470.9	172.6	125.9	123.6	105.5	79.2	67.9	64.8	63.3	62.6
72.5°	2138.1	1312.5	159.1	121.4	116.9	102.5	76.9	65.6	61.8	59.6	58.8
75°	1689.5	1006.5	139.5	111.6	101.0	84.4	70.9	61.1	57.3	54.3	53.5
77.5°	763.7	400.3	107.1	96.5	82.2	67.1	61.8	56.5	52.0	49.8	49.0
80°	213.4	152.3	78.4	76.1	61.8	52.0	49.8	48.2	46.7	43.7	43.7
82.5°	98.8	89.0	55.8	53.5	42.2	36.9	39.2	40.0	40.0	36.9	36.2
85°	27.1	29.4	25.6	28.6	27.1	24.9	28.6	30.9	32.4	29.4	27.1
87.5°	2.3	5.3	6.8	11.3	13.6	14.3	18.1	21.9	22.6	18.1	18.8
90°	0.0	0.0	0.0	0.0	0.0	0.0	0.0	0.0	0.0	0.0	0.0

(END OF REPORT)